

Gun applied, water-swellaable, waterstop paste

Uses

Leakmaster is applied to non-moving/low movement joints in civil engineering, construction and water services for seals where conventional solid waterstops cannot be applied easily.

- For bonding Hydrotite profiles to rough concrete surfaces
- Water sealing joints of cast in-situ concrete
- Water sealing around “H” section steel joists
- Sealing against rough surfaces
- Water sealing in shotcrete
- Sealing joints in pre-cast box culverts
- Excellent for pipe penetration
- To provide sealing around traditional heat welded PVC and Hydrotite waterstop joins to provide a ‘belts and braces’ seal before a concrete pour

Advantages

- Easy application to smooth and uneven surfaces as a moisture-cure one component type water-swelling sealant
- Can support 20m heads of water
- Water swelling up to approx. 2 times in volume as a result of its water absorption and swelling mechanisms
- Provides excellent water sealing properties (for construction joints) without losing its rubber-like elasticity
- Good adherence: before swelling It adheres to various materials such as concrete, metal, glass, etc.
- Complies to AS4020-2018; suitable for use in contact with potable water

Standards Compliance

Leakmaster complies with AS 4020-2018; AWQC Report 323761.

Copies of the report are available on the Fosroc website.

Description

Leakmaster is a one component polyurethane water-swelling sealant manufactured by C.I. Takiron Corp. with excellent and unique physical properties. Its development was based on technology and experience in water-swelling waterstops i.e. Hydrotite.

After curing, **Leakmaster** has excellent physical properties together with rubber-like elasticity and excellent water sealing properties.

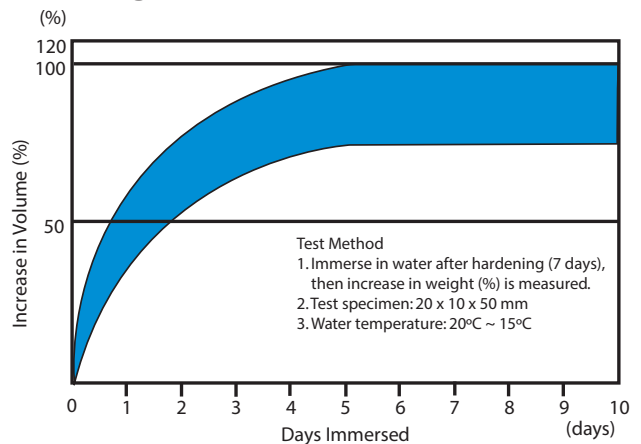
Properties

Appearance:	Putty-like
Colour:	Grey
Specific gravity:	1.30
Extrudability:	Approx. 20 sec. (at 23°C)
Slump:	Max. 3 mm (at 23°C)
Tack-free time:	Approx. 8 hours (at 23°C, 60% R.H))
VOC content:	80g / litre

Properties After Hardening

Hardness:	35 (Spring-A-Type) JISK 6253
Tensile strength:	2.94 MPa JISK 6251
Elongation:	1250% JISK 6251
Tear strength:	9.8 N/mm JISK 6252

Swelling Properties



Adhesion Properties

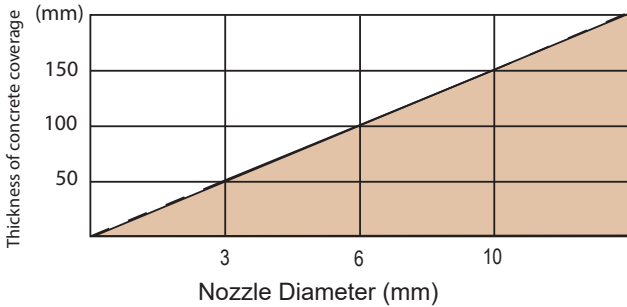
	Steel	Aluminium	Mortar
50% Modulus (MPa)	0.44	0.64	0.64
Max Tensile Strength (MPa)	0.69	1.20	1.09
Elongation at Break (%)	330	580	570

Leakmaster®

Concrete Cover

Cover the applied **Leakmaster** with enough thickness of concrete coverage in order to avoid concrete crack (refer to Figure 1 below).

Figure 1:



Application Instructions

Surface should be clean and dry, remove all debris, loose material, grease, oil and any organic materials.

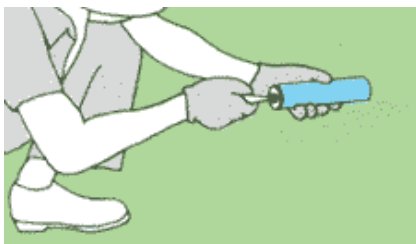
Break the moisture proofing aluminium foil on top of the cartridge and remove metal back seamer from the bottom.

Cut the nozzle at appropriate position diagonally (refer to Figure 3 below for bead diameter).

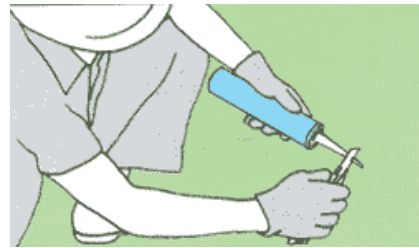
Place **Leakmaster** cartridge in suitable cartridge gun. Apply **Leakmaster** continuously without a break to the place to be sealed.

NOTE: A minimum of 12 hours should be allowed before applying hand placed concrete and should be left 24 hours for large pours where there is no guarantee that concrete will not be poured directly on to the seal.

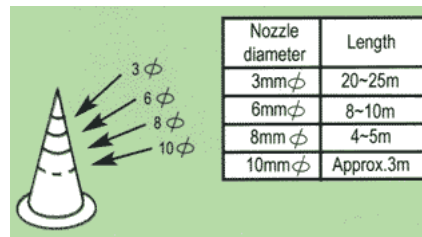
Leakmaster should be protected from any ponding of water whilst curing to prevent premature expansion.



1. Break the moisture-proofing aluminium foil on top of the cartridge, and remove the metal back seamer from the bottom.



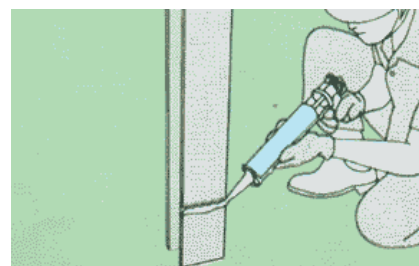
2. Cut the nozzle at the appropriate position diagonally.



3. Average extrudable length vs nozzle diameter.

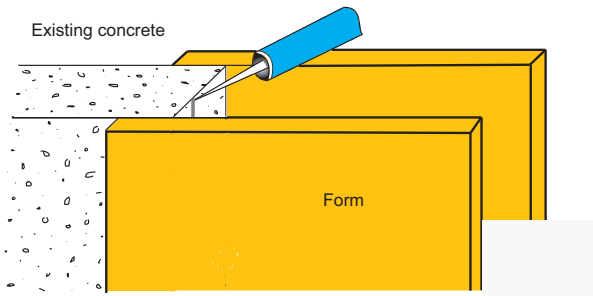


4. Set the cartridge to the caulking gun.



5. Apply **Leakmaster** continuously without a break to the place to be sealed.

Leakmaster®



Application to uneven surface of construction joint

Limitations

Leakmaster should not be used for expansion joints or for joints subject to significant repetitive movements.

Do not use in open face joints. i.e. **Leakmaster** should not be used as a sealant in general building applications.

Avoid eye and skin contact. Use only in well ventilated areas

Do not leave in water for longer than 6 hours.

Supply

Leakmaster is supplied in 320 ml cartridges.

Leakmaster 320ml: FC000785-UNIT

A 320 ml cartridge will provide enough material for approx. 3 meters when gunned to form a 10 mm diameter bead.

Storage

Store in a cool, dry place below 32°C. Use within its shelf life of 12 months after the production date shown on cartridge. Use product up within 24 hours after breaking moisture-proofing foil.

Important notice

A Safety Data Sheet (SDS) is available from the Fosroc website. Read the SDS and TDS carefully prior to use as application or performance data may change from time to time. In emergency, contact any Poisons Information Centre (phone 13 11 26 within Australia) or a doctor for advice.

Product disclaimer

This Technical Data Sheet (TDS) summarises our best knowledge of the product, including how to use and apply the product based on the information available at the time. You should read this TDS carefully and consider the information in the context of how the product will be used, including in conjunction with any other product and the type of surfaces to, and the manner in which, the product will be applied. Our responsibility for products sold is subject to our standard terms and conditions of sale. Parchem does not accept any liability either directly or indirectly for any losses suffered in connection with the use or application of the product whether or not in accordance with any advice, specification, recommendation or information given by it.